

MSP Cleanser



MURAKAMI CO.,LTD.

◆ 5-3-10 Yokokawa, Sumida-ku, Tokyo Japan
URL <http://www.murakami.co.jp/english/>


Screen mesh cleaner

Features

- Versatile for various kinds of mesh (nylon, polyester and stainless mesh).
- Remove foreign materials which may cause fish-eyes.
Also, it helps even coating of emulsion.

Package


- 4.5kg / bottle



Performance

Mesh wettability will be improved by washing with MSP cleanser.


【 Appearance 】



Before wash

After wash

【 Water contact angle 】



Before wash

After wash

How to use

- 1 Please turn the container upside down and shake lightly before use.
- 2 Dilute MSP Cleanser with water in ratio MSP Cleanser : Water = 1 : 9
- 3 Using a sponge, wipe both sides of a screen with the diluted MSP Cleanser.
- 4 Wash out MSP Cleanser thoroughly with water.

Remarks

- This cleanser is colored for easy reference of dilution.
- Do not keep MSP Cleanser staying on mesh for long. It forms film layer on a screen. Please wash out the cleanser immediately after wiping.
- We suggest to prepare a tank for the cleanser in case you need to degrease many screens.
- In case of contact to eyes, wash out with clean water immediately and see a doctor.

* Please read the Safety data sheet (SDS) before use.

Storage

- Tighten the lid after use.
- Use up diluted liquid within a couple of days.